

Endovenöz lazer tedavisinde femoral ve siyatik sinir blokajları

Prof Dr Saim Yılmaz
Akdeniz Üniversitesi Tıp Fakültesi
Radyoloji Anabilim Dalı-Antalya



ENDOVENÖZ LAZER İŞLEMİNDE AĞRI

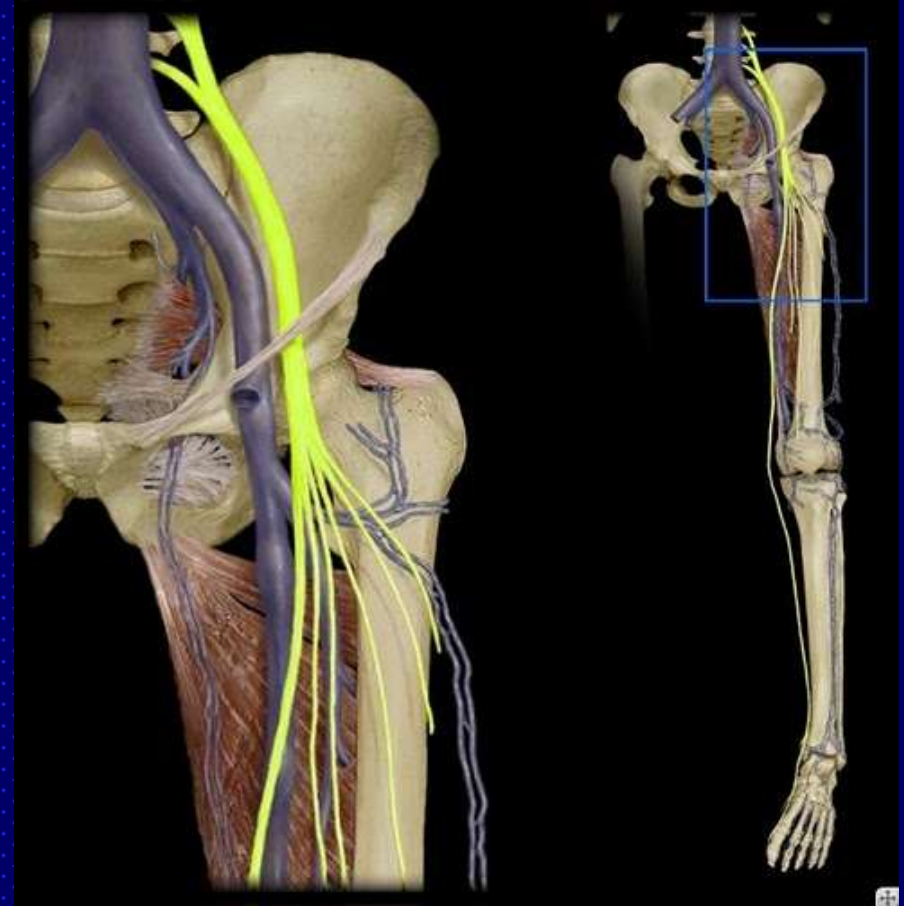
- Vene giriş
- Safen ven kateterizasyonu
- Venöz spazm !
- Tümesent anestezi
- Lazer ablasyon

EVLT de AĞRI GİDERİCİ YÖNTEMLER

- Genel anestezi
- Spinal anestezi
- IV sedasyon-analjezi
- Sinir blokajları

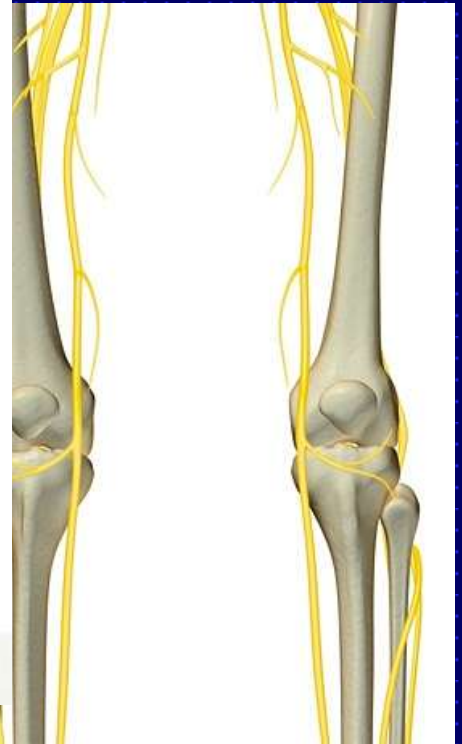
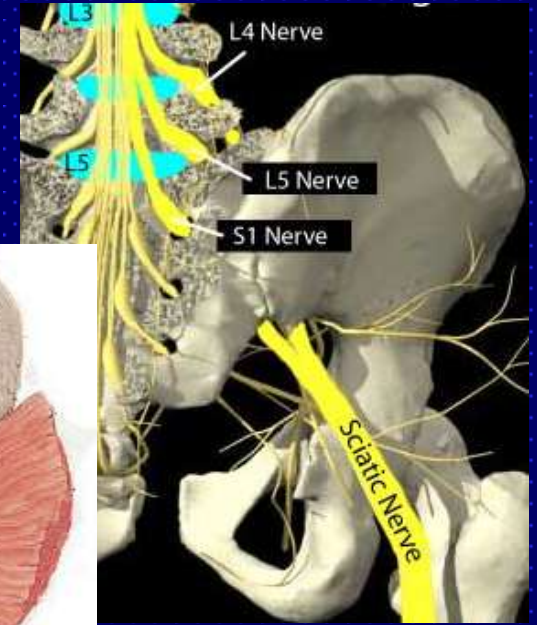
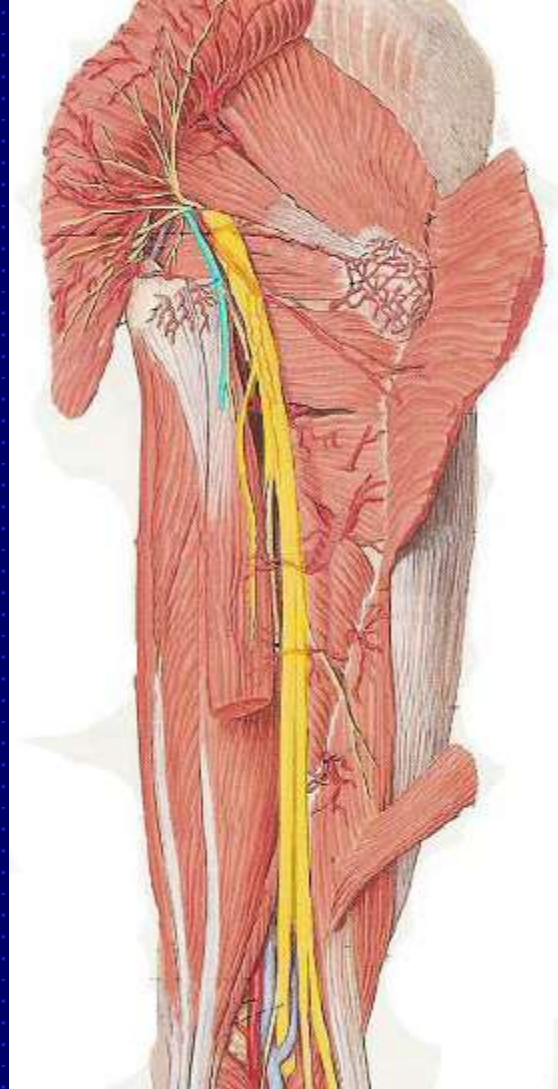
ANATOMİ

- 2,3 ve 4. lomber sinir ventral dalları
- İnguinal ligament altı
 - Anterior
 - Posterior
- Posterior dal
 - Safen siniri
 - Motor dalları (Quadriceps, Vastus)



ANATOMİ

- 2,3 lumbar ve 1-3 sakral sinir, en kalın ve uzun sinir
- Siyatik foramen, gluteus maximus altından
- Bacak posterior duysal ve motor.
- Femoral + Siyatik= Total blok
- Diz altında
 - Tibial
 - Common peroneal



DUYSAL İNNERVASYON ALANLARI



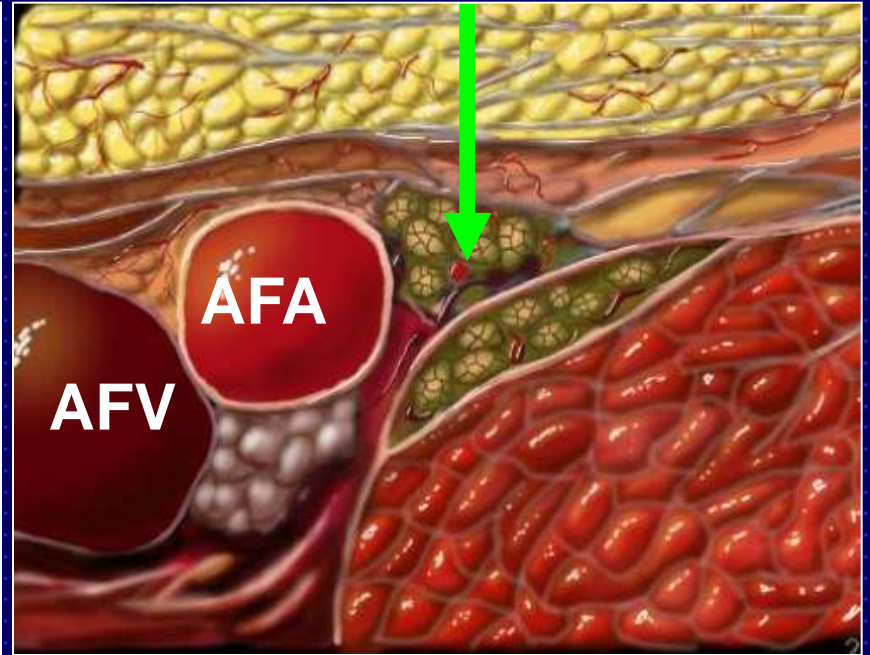
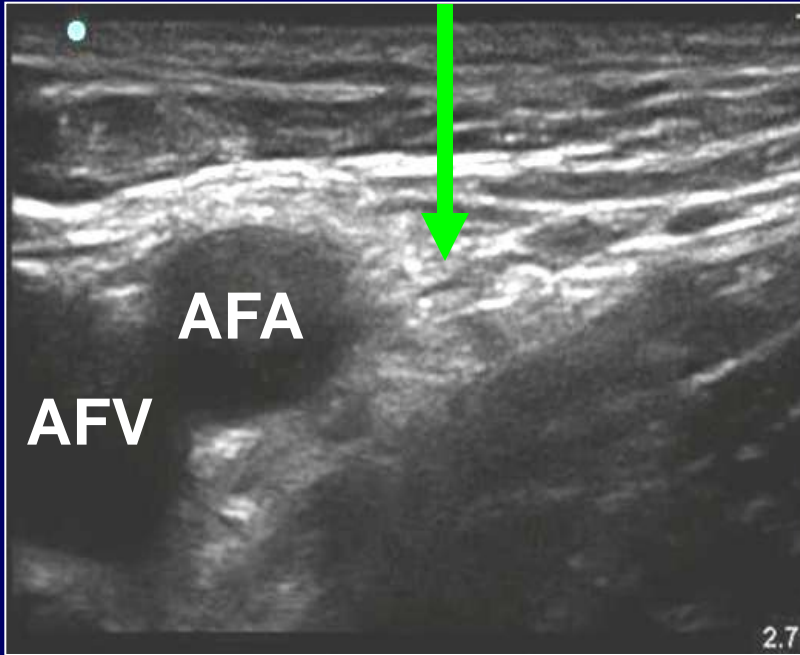
Femoral sinir blokajı
VSM



Siyatik sinir blokajı
VSP

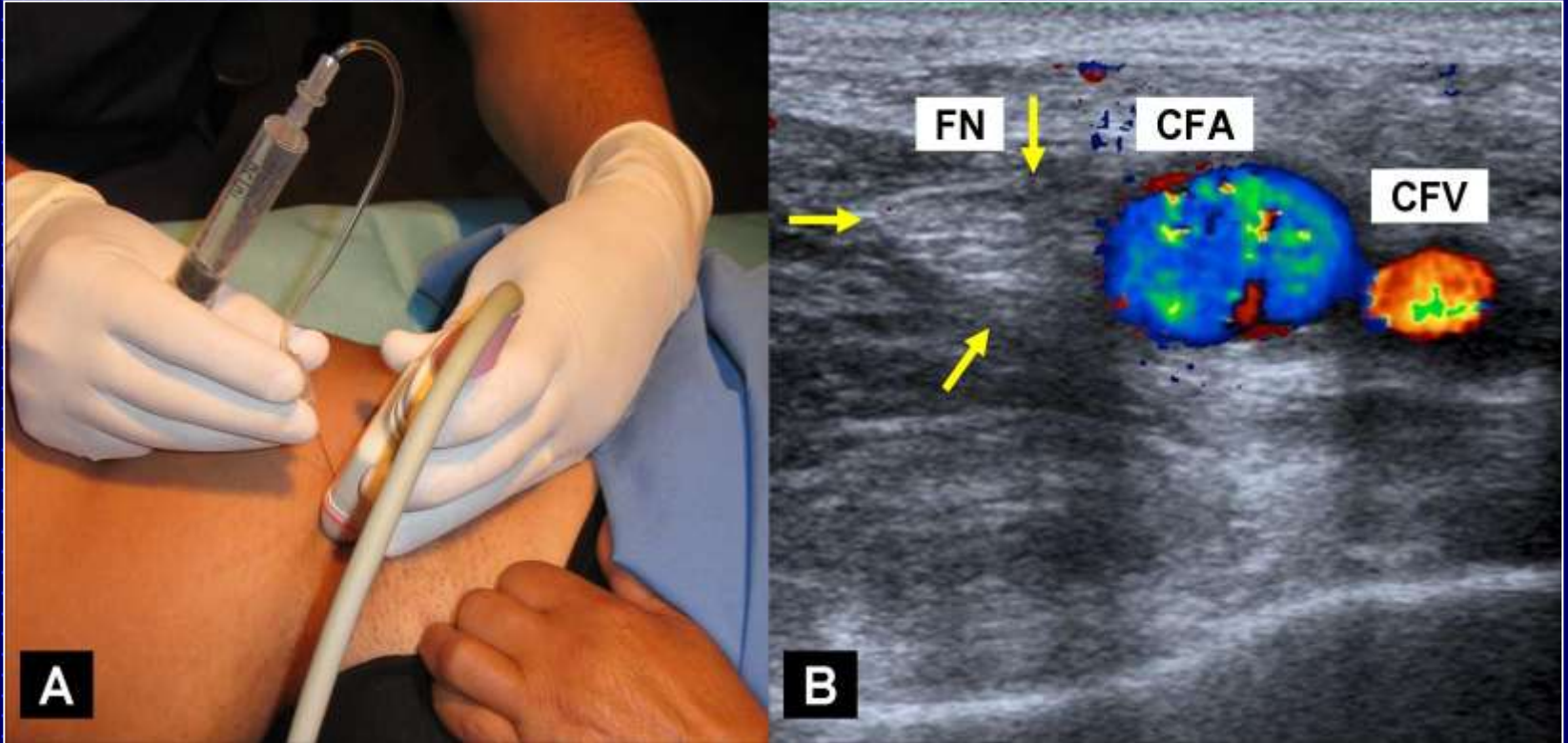
TEKNİK

US kılavuzluğunda femoral blok



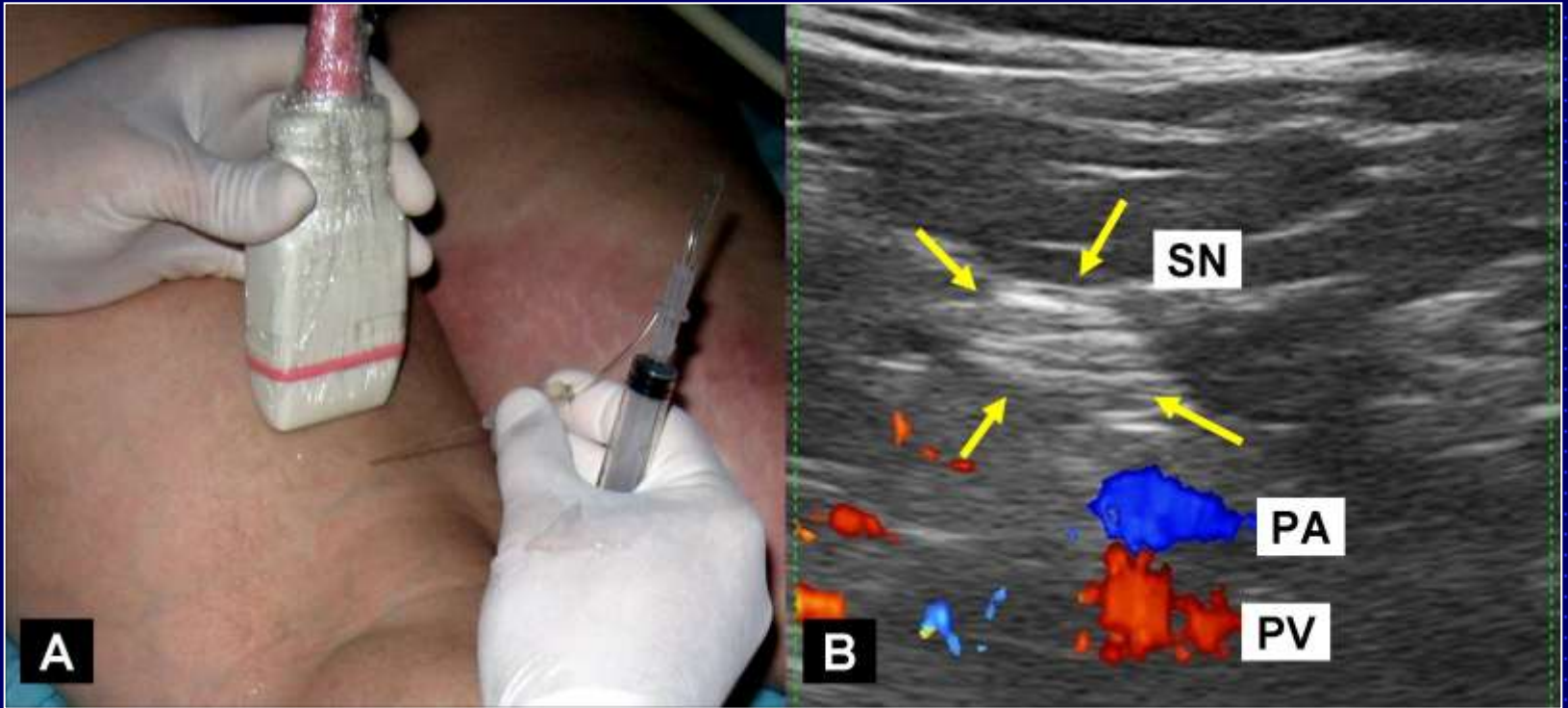
TEKNİK

US kılavuzluğunda femoral blok



TEKNİK

US kılavuzluğunda siyatik blok



İDEAL LOKAL ANESTEZİK ?

- **Maksimum duysal blok, minimal motor blok**
 - **“Sensory-motor dissociation” (Bupivacaine, ropivacaine).**
 - **LA konsantrasyonunu azaltmak**
- **%2 Lidokain 4cc + 6-7 ml SF**

Table 1: Demographic and clinical aspects of the study population.

Number of patients	163, 234 legs (bilateral in 71 patients)
Age	23-66 years
Sex	127 female, 36 male
Incompetent veins	255 (191 GSV, 46 SSV, 18 Perforating veins)
Clinical classification (CEAP) in 234 legs	C1 (n=10) C2 (n=141) C3 (n=24) C4a (n=20) C4b (n=16) C5 (n=12) C6 (n=11)

Table 2: Technical details and results of US-guided nerve blocks.

Extremity	111 right, 123 left
Nerve block	Femoral in 192, Sciatic in 50 (both in 8 legs)
Total pain scores in the right and left legs	137 in the right leg (0 in 39, 1 in 28, 2 in 27, 3 in 13, 4 in 4), Mean: 1.23±0.11 109 in the left leg (0 in 60, 1 in 33, 2 in 17, 3 in 10, 4 in 3) Mean: 0.89±0.08 (P=0,000)
Total pain scores in femoral and sciatic blocks	200 in femoral (0 in 83, 1 in 50, 2 in 33, 3 in 20, 4 in 6), Mean: 1.04±0.18 42 in sciatic (0 in 26, 1 in 11, 2 in 9, 3 in 3, 4 in 1) Mean: 0.84±0.15 (P=0,000)

AVANTAJLAR

- **Başarılı analjezi**
- **Venöz spazm az**
- **Vende genişleme**
- **İlave maliyet yok!**

RİSKLER

- Femoral motor blok → **Düşme**
- Siyatik blok → **Düşük ayak**
- Aşırı analjezi → **Parestezi**